

This article was downloaded by:

On: 15 January 2011

Access details: *Access Details: Free Access*

Publisher *Taylor & Francis*

Informa Ltd Registered in England and Wales Registered Number: 1072954 Registered office: Mortimer House, 37-41 Mortimer Street, London W1T 3JH, UK



## Chemistry and Ecology

Publication details, including instructions for authors and subscription information:

<http://www.informaworld.com/smpp/title~content=t713455114>

### Meiofauna and benthic microbial biomass in a semi-enclosed Mediterranean Marine system (Stagnone of Marsala, Italy)

Simone Mirto<sup>ab</sup>; Tiziana La Rosa<sup>b</sup>; Giusy Mocciano<sup>b</sup>; Karin Costa<sup>b</sup>; Gianluca Sarà<sup>b</sup>; Antonio Mazzola<sup>b</sup>

<sup>a</sup> Department of Marine Science, Polytechnic University of Marche, Ancona, Italy <sup>b</sup> Department of Animal Biology, University of Palermo, Palermo, Italy

**To cite this Article** Mirto, Simone , La Rosa, Tiziana , Mocciano, Giusy , Costa, Karin , Sarà, Gianluca and Mazzola, Antonio(2010) 'Meiofauna and benthic microbial biomass in a semi-enclosed Mediterranean Marine system (Stagnone of Marsala, Italy)', *Chemistry and Ecology*, 20: 3, 387 – 396

**To link to this Article: DOI:** 10.1080/02757540410001655369

**URL:** <http://dx.doi.org/10.1080/02757540410001655369>

PLEASE SCROLL DOWN FOR ARTICLE

Full terms and conditions of use: <http://www.informaworld.com/terms-and-conditions-of-access.pdf>

This article may be used for research, teaching and private study purposes. Any substantial or systematic reproduction, re-distribution, re-selling, loan or sub-licensing, systematic supply or distribution in any form to anyone is expressly forbidden.

The publisher does not give any warranty express or implied or make any representation that the contents will be complete or accurate or up to date. The accuracy of any instructions, formulae and drug doses should be independently verified with primary sources. The publisher shall not be liable for any loss, actions, claims, proceedings, demand or costs or damages whatsoever or howsoever caused arising directly or indirectly in connection with or arising out of the use of this material.

## MEIOFAUNA AND BENTHIC MICROBIAL BIOMASS IN A SEMI-ENCLOSED MEDITERRANEAN MARINE SYSTEM (STAGNONE OF MARSALA, ITALY)

SIMONE MIRTO<sup>a,b\*</sup>, TIZIANA LA ROSA<sup>b</sup>, GIUSY MOCCIARO<sup>b</sup>, KARIN COSTA<sup>b</sup>,  
GIANLUCA SARÀ<sup>b</sup> and ANTONIO MAZZOLA<sup>b</sup>

<sup>a</sup>Department of Marine Science, Polytechnic University of Marche, Via Breccie Bianche, 60131 Ancona, Italy; <sup>b</sup>Department of Animal Biology, University of Palermo, Via Archirafi, 18, Palermo 90123, Italy

Microbial and meiofaunal dynamics and their relationships with the biochemical composition of the sedimentary organic matter were investigated in a semi-enclosed marine system (Marsala lagoon, Western Sicily, Mediterranean Sea).

Sediment samples were collected on a monthly basis from March 1996 to February 1997 in four stations located along a N–S transect characterized by different hydrodynamic regimes. Total sedimentary organic matter concentration ranged from  $5.68 \pm 1.11$  to  $156.28 \pm 12.63 \text{ mg g}^{-1}$ , while the biopolymeric fraction of organic carbon (BPC, measured as sum of the lipids, carbohydrates and proteins) accounted for only a small fraction (~24%) of total organic matter. Total meiofaunal density was extremely low, accounting for, on annual average,  $112 \pm 29 \text{ ind./10 cm}^{-2}$  and largely dominated by nematodes (on annual average from 40% to 91% of total meiofaunal density). Benthic microbial density ranged from  $0.22 \pm 0.02 \times 10^9$  to  $106.83 \pm 16.77 \times 10^9 \text{ g}^{-1}$  sediment dry weight (DW). Microbial biomass ranged from  $0.01 \pm 0.003$  to  $7.04 \pm 0.14 \text{ mg C g}^{-1}$  sediment DW and accounted for a significant fraction of BPC at all stations (~10%). Low chlorophyll-*a* concentration in the sediments of the Marsala lagoon (on annual average from 2 to  $16 \mu\text{g g}^{-1}$  sediment DW) suggests that organic detrital and heterotrophic bacteria largely dominate the sedimentary organic matter and do not promote the transfer of carbon towards the higher trophic state.

**Keywords:** Sedimentary organic matter; Benthic microbial community; Meiofauna; Mediterranean lagoon

### 1 INTRODUCTION

In lagoon environments, the large amounts of primary production (*i.e.* from macrophytes and salt marsh plant) generally exceed consumption by herbivores (Newell, 1982), and might be utilized by consumers only after fragmentation or decomposition processes operated by bacteria (Hansen and Blackburn, 1992). As a consequence, the semi-enclosed system, particularly if affected by low tidal range, behaves as a 'detrital trap' (Pusceddu *et al.*, 1999). The quantity and the quality of this large amount of detritus accumulated in the sediment are the most important factors structuring benthic communities (Montagna *et al.*, 1983; Rudnick *et al.*, 1985). However, the quantity of organic matter readily available to benthic consumers is not easy to assess. Generally, the measure of standing stocks of total organic carbon

\* Corresponding author. Tel.: +39 91 6230132; Fax: +39 91 6230144; E-mail: mirto@univpm.it

overestimates the labile fraction (readily utilisable) of the organic pool (Fabiano and Danovaro, 1994). Detailed information on the biochemical composition of the sedimentary organic matter (measured as content of specific labile compounds such as carbohydrates, lipids and proteins) may be of primary importance to estimate the amounts of readily available food (Fabiano *et al.*, 1995; Pusceddu *et al.*, 1996). Benthic bacteria play a fundamental role in converting organic matter into living biomass and, being largely consumed by protozoa (Danovaro *et al.*, 1999) and meiofauna (Danovaro, 1996), allow the transfer of material and energy to higher trophic levels (Kemp, 1988; Bak and Nieuwland, 1989; Hondeveld *et al.*, 1994). Nevertheless, quantitative information on trophic interaction between protozoa, bacteria, meiofauna and organic matter within the benthic ecosystem is extremely scarce (Kemp, 1988; Bak and Nieuwland, 1989; Deming and Barross, 1993; Hondeveld *et al.*, 1994; Danovaro, 1996).

In the present study, the seasonal changes of meiofauna and benthic microbial assemblages were investigated in relation to seasonal variation of sedimentary organic matter in four different stations in the Stagnone of Marsala, a semi-enclosed marine system (Western Sicily, Mediterranean Sea). An attempt was made to quantify the organic fraction readily utilisable for consumers. Estimates of these were obtained using the major biochemical classes of organic compounds (as the sum of protein, lipid and carbohydrate carbon equivalent, *sensu* Fichez, 1991; Danovaro *et al.*, 1994; Fabiano and Danovaro, 1994). This portion of the sedimentary organic matter was referred as the biopolymeric fraction of organic carbon (BPC, Mayer, 1989). The aims of the present study were to investigate the dynamics of benthic microbes and meiofaunal community, in relation to the biochemical composition of the sedimentary organic matter.

## 2 MATERIALS AND METHODS

### 2.1 Study Site and Sampling

The Marsala lagoon (Fig. 1) is a semi-enclosed marine system characterized by two main communication channels with the open sea. A platform separates the rest of the basin from the open sea. The northern channel is 450 m wide and is characterized by turbulent inputs of seawaters. The southern mouth, 1450 m wide, is open to continuous seawater inflow. The basin is very shallow, with a depth ranging from 2 m along the eastern shore of the platform to 0.5 m in the western area. Depth gradually increases to about 2.5 m in the southernmost area. The hydrography of the central area is greatly influenced by two small islands, which act as mechanical obstacles to water circulation and generate turbulent currents. In this area a *Posidonia oceanica* reef deeply influences water circulation.

The area is characterized by microtidal regime, evident seasonal changes in temperature (from 11.4 °C in January to 28.5 °C in August) and salinity (from 32.9‰ in March to 46.9‰ in July). Temperature and salinity did not vary significantly between stations.

Sediment samples were manually collected on a monthly basis by SCUBA divers from March 1996 to February 1997 in four stations located along a N–S transect and characterized by different hydrodynamic regimes.

Meiofaunal samples were collected in replicate plexiglas cores ( $n=3$ , diam. 3.7 cm, 10.7 cm<sup>2</sup> surface area) down to a depth of 10 cm. This depth appeared to be adequate for quantitative analysis as the evaluation of the top 15 cm of the sediment core revealed that <1% of the total meiofaunal density was present in the 10–15 cm sediment horizon. For bacterial analyses, replicate cores ( $n=3$ ) were collected from the same surface sediments using sterile

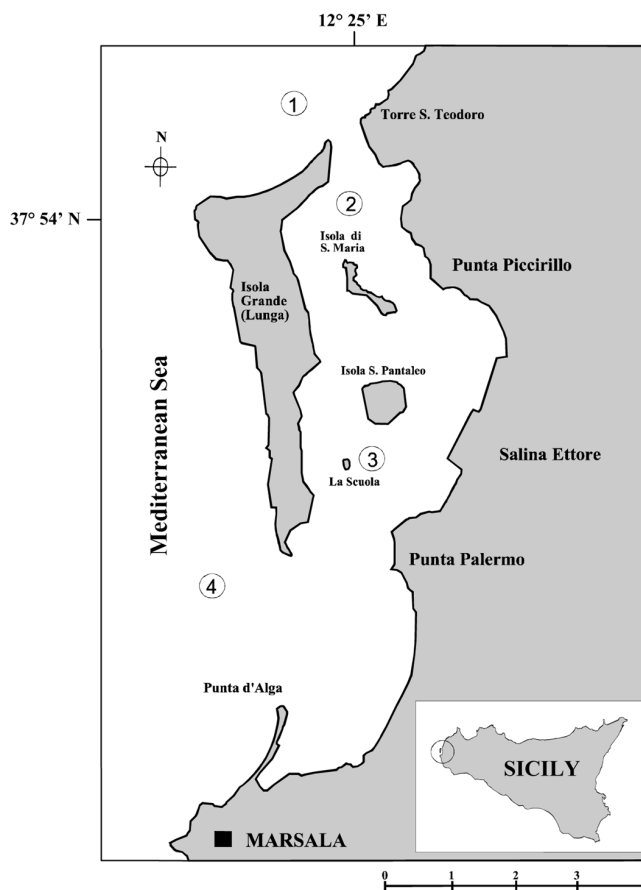


FIGURE 1 Location of sampling stations in the Stagnone of Marsala (Italy).

10 ml plastic tubes. The sediment of two additional cores (diam. 3.7 cm) was mixed and frozen at  $-20^{\circ}\text{C}$  for the analysis of photosynthetic pigments and organic matter variables.

## 2.2 Environmental Parameters

Sediment was treated with 10% HCl to remove carbonates (Buchanan and Kain, 1971). Total organic matter (TOM) was determined as the difference between the DW ( $80^{\circ}\text{C}$ , 24 h) of the sediment and the residue left after combustion at  $450^{\circ}\text{C}$  for 4 h (Parker, 1983).

Lipids were extracted from sediment samples by direct elution with chloroform and methanol according to Bligh and Dyer (1959) and determined after Marsh and Weinstein (1966). Protein analyses were carried out according to Hartree (1972). Concentrations are presented as albumin equivalents. Carbohydrates were analysed according to Gerchacov and Hatcher (1972), specifically adapted for carbohydrate determination in sediments. For each analysis, about 0.5 g of sediment was used. Carbohydrate, protein and lipid concentrations were converted to carbon equivalent assuming a conversion factor 0.40, 0.49 and 0.75, respectively (Fichez, 1991). The sum of protein, lipid and carbohydrate carbon equivalent was referred as BPC (Fabiano and Danovaro, 1994). For each biochemical analysis, blanks were made using the same previously calcinated sediments ( $450^{\circ}\text{C}$ , 4 h). All analyses were carried out in three replicates.

Analyses of sedimentary chlorophyll-*a* (Chl-*a*) and phaeopigments (Phaeo) were carried out according to Lorenzen and Jeffrey (1980). Pigments were extracted with 90% acetone (24 h in the dark at 4 °C). After centrifugation, the supernatant was used to determine the functional Chl-*a* and acidified with 0.1 N HCl to estimate the amounts of Phaeo (Plante-Cuny, 1974). Data were normalized to dry weight (60 °C, 24 h) and expressed as  $\mu\text{g g}^{-1}$ .

### 2.3 Microbial Analyses

Bacterial analyses were carried out only on surface sediments (0–1 cm) according to Epstein and Rossel (1995). Each sediment replicate ( $n = 3$ , about  $1 \text{ cm}^3$ ) was immediately fixed with buffered formaldehyde (2% final concentration) and stored at 4 °C. Sediment samples were sonicated three times (Sonifier Transonic Labor 2000, 50 W for 1 min) and diluted with sterile water. Samples were then stained with acridine orange. Bacterial cells were counted using epifluorescence microscopy on at least 10 fields randomly selected for a total count of more than 400 cells. The frequency of dividing cells (FDC) was estimated as the percentage of cells showing a clearly visible invagination (Newell and Christian, 1981; Fry, 1990). Data were normalized to DW (after desiccation, 60 °C, 24 h). Data on microbial biomass from the top 1 cm of the sediment were expressed as  $\text{mg C g}^{-1}$ .

### 2.4 Meiofaunal Analyses

Samples were fixed with 4% buffered formaldehyde in  $0.4 \mu\text{m}$  prefiltered seawater. Sediments were sieved through 1000 and  $37 \mu\text{m}$  mesh nets. The fraction remaining on the  $37 \mu\text{m}$  sieve was centrifuged three times with Ludox HS (density  $1.18 \text{ g cm}^{-3}$ ) as described by Heip *et al.* (1985). All meiobenthic animals were counted and classified for taxon under a stereo microscope after staining with Rose Bengal ( $0.5 \text{ g l}^{-1}$ ).

Meiofaunal biomass was calculated as the sum of the product between individual body weight (expressed as  $\mu\text{g C}$ ) and total density of each taxon, and expressed as  $\mu\text{g C } 10 \text{ cm}^{-2}$ . For all taxa, an average individual body weight of  $1 \mu\text{g}$  was assumed constant throughout the period of investigation (Danovaro, 1993).

## 3 RESULTS

### 3.1 Phytopigments and Organic Matter in the Sediment

Chlorophyll-*a* concentrations ranged, on annual average, from  $1.81 \pm 0.33$  (station 1) to  $11.70 \pm 6.84 \mu\text{g g}^{-1}$  (station 3). Similar spatial pattern was displayed by chloroplastic pigment

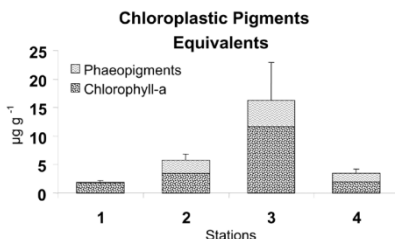


FIGURE 2 Chloroplastic pigment equivalents (CPE) concentrations in the sediment of the Stagnone of Marsala. The contribution of Chl-*a* and phaeopigments (Phaeo) is reported.

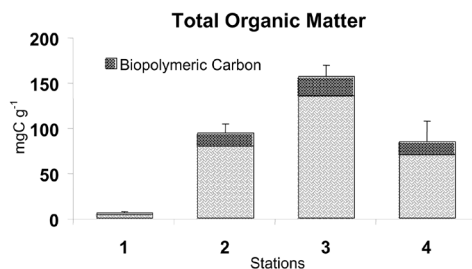


FIGURE 3 Biochemical composition of sedimentary organic matter: carbohydrates (CHO), proteins (PRT) and lipids (LIP).

equivalent concentrations (CPE) ranging from  $1.86 \pm 0.31$  (station 1) to  $16.32 \pm 6.63 \mu\text{g g}^{-1}$  (station 3) (Fig. 2).

Total organic matter content fluctuated remarkably during the year and between the four stations. Station 1 showed, on annual average, the lowest concentration of TOM ( $5.68 \pm 1.11 \text{ mg g}^{-1}$ ), while highest contents were measured at station 3 ( $156.28 \pm 12.63 \text{ mg g}^{-1}$ ).

Carbohydrate, protein and lipid contribution to organic matter (converted to carbon content, by dividing by a factor 2), in the top 1 cm of the sediments are illustrated in Fig. 4. Among the three biochemical classes of organic compounds, carbohydrates were the dominant component, ranging, on annual average, from 9.3% (station 1) to 33.2% of organic matter (station 2), followed by proteins ranging from 16.3% (station 1) to 26.6% of TOM (station 3) and lipids ranging from 9.5% (station 2) to 74.3% (station 1) of TOM. The biopolymeric carbon at station 1, showed lowest values ( $2.06 \pm 0.88 \text{ mg C g}^{-1}$ , on annual average), while high values were recorded in the station 3 ( $20.80 \pm 5.64 \text{ mg C g}^{-1}$ , on annual average) (Fig. 3).

### 3.2 Bacterial Abundance and Biomass

Data concerning bacterial parameters are reported in Table I. Total bacterial numbers (TBN) ranged from  $0.22 \pm 0.02$  (June, station 1) to  $106.8 \pm 16.77 \times 10^9 \text{ cells g}^{-1}$  sediment DW (November, station 3). On annual average, highest values were reported in station 2 ( $30.18 \pm 8.74 \times 10^9 \text{ cells g}^{-1}$  sediment DW) and station 3 ( $32.69 \pm 5.50 \times 10^9 \text{ cells g}^{-1}$  sediment DW). Station 1, during the entire study period, showed lower bacterial density and TBN accounted for  $1.33 \pm 0.39 \times 10^9 \text{ cells g}^{-1}$  sediment DW, on annual average. In station 4, bacterial density ranged from  $1.96 \pm 0.04$  to  $76.54 \pm 0.93 \times 10^9 \text{ cells g}^{-1}$  sediment DW (in January and March, respectively).

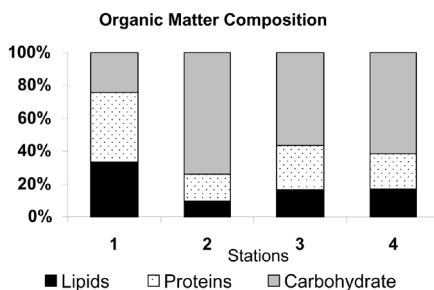


FIGURE 4 Total organic matter and contribution of biopolymeric fraction (BPC) in the sediment of the Stagnone of Marsala.

TABLE 1 Temporal changes in total bacterial number (TBN), bacterial biomass (BBM), frequency of dividing cells (FDC), meiofaunal density and BBM to total meiofaunal biomass (TMB) ratio in the sediments of the Stagnone of Marsala.

	<i>TBN</i>		<i>BBM</i>		<i>FDC</i>		<i>Meiofaunal density</i>		<i>BBM/TMB</i>
	$n \times 10^9 \text{ cell g}^{-1}$	$\pm s.d.$	$\text{mg C g}^{-1}$	$\pm s.d.$	%	$\pm s.d.$	$\text{ind. } 10 \text{ cm}^{-2}$	$\pm s.d.$	
<b>Station 1</b>									
Mar	0.53	0.01	0.02	0.00	5.11	0.05	20	15	0.87
Apr	3.54	0.21	0.16	0.01	10.26	1.53	51	54	3.19
May	0.40	0.02	0.01	0.00	3.31	0.55	49	13	0.26
Jun	0.22	0.02	0.01	0.00	5.95	1.76	44	8	0.29
Jul	0.35	0.01	0.02	0.00	7.18	0.85	87	28	0.19
Aug	0.36	0.04	0.02	0.00	7.41	1.51	136	60	0.11
Sep	2.98	0.26	0.19	0.04	5.25	0.80	70	55	2.66
Oct	0.24	0.02	0.01	0.00	7.21	0.51	38	8	0.26
Nov	2.33	0.28	0.12	0.04	5.67	0.60	50	6	2.44
Dec	3.58	0.28	0.16	0.00	7.25	1.12	263	101	0.61
Jan	1.04	0.05	0.04	0.00	8.31	1.24	130	13	0.29
Feb	0.43	0.06	0.02	0.00	6.33	1.25	397	30	0.04
Average $\pm$ S.E.*	1.33	0.39	0.06	0.02	6.60	0.51	111	32	0.94
<b>Station 2</b>									
Mar	4.00	0.17	0.24	0.01	5.88	0.20	92	0	2.56
Apr	41.35	0.29	1.91	0.08	6.87	1.20	303	47	6.31
May	22.99	2.79	1.15	0.10	7.33	0.73	151	78	7.61
Jun	15.37	1.95	0.43	0.08	2.59	0.82	142	116	3.06
Jul	29.83	0.16	1.47	0.02	4.64	1.12	11	10	133.93
Aug	5.65	0.16	0.29	0.04	6.24	0.70	78	38	3.71
Sep	7.20	0.95	0.51	0.08	3.78	0.09	16	9	31.62
Oct	15.51	0.35	0.91	0.06	2.98	0.42	20	7	45.67
Nov	106.83	16.77	7.04	0.14	5.47	0.63	106	15	66.40
Dec	17.15	0.31	1.00	0.04	13.10	0.79	67	5	14.85
Jan	70.18	3.55	3.14	0.32	9.13	1.92	84	24	37.40
Feb	26.15	3.55	1.18	0.22	4.26	0.48	92	11	12.78
Average $\pm$ S.E.*	30.18	8.74	1.61	0.55	6.02	0.84	97	23	30.49
<b>Station 3</b>									
Mar	39.23	2.55	2.49	0.27	4.90	0.84	78	78	31.88
Apr	31.41	1.40	2.16	0.06	6.42	0.25	311	168	6.95
May	1.77	0.47	0.09	0.01	6.30	1.42	171	50	0.50
Jun	0.39	0.09	0.02	0.00	3.71	0.94	18	16	1.07
Jul	30.48	2.50	1.00	0.03	4.78	1.12	87	75	11.44
Aug	31.39	1.01	2.02	0.02	7.74	0.40	110	10	18.36
Sep	33.17	3.46	1.83	0.29	4.30	0.43	177	33	10.35
Oct	31.03	2.44	1.59	0.07	3.80	0.33	147	49	10.82
Nov	70.52	7.05	3.90	0.36	8.36	1.78	184	168	21.17
Dec	35.56	0.88	2.12	0.00	8.02	0.12	72	11	29.44
Jan	32.24	0.23	1.33	0.04	3.55	0.21	105	29	12.68
Feb	55.15	0.95	2.98	0.25	3.79	0.36	133	53	22.40
Average $\pm$ S.E.*	32.69	5.50	1.79	0.32	5.47	3.46	133	22	14.76
<b>Station 4</b>									
Mar	76.54	0.93	4.03	0.24	6.98	0.46	77	26	52.39
Apr	3.10	0.18	0.17	0.00	5.55	0.16	196	18	0.86
May	29.71	0.76	1.16	0.07	5.89	0.05	230	103	5.05
Jun	26.94	0.90	1.42	0.03	7.13	0.95	53	23	26.70
Jul	10.97	0.30	0.64	0.05	2.88	0.78	70	30	9.11
Aug	25.05	0.87	1.61	0.02	7.18	0.96	184	165	8.75
Sep	14.56	2.14	0.82	0.10	4.69	0.25	134	30	6.11
Oct	5.53	1.11	0.31	0.05	4.83	0.20	63	20	4.93
Nov	42.45	1.04	3.07	0.06	6.96	0.10	28	24	109.53
Dec	22.70	3.06	1.48	0.09	12.10	0.80	102	14	14.54
Jan	1.96	0.04	0.07	0.01	5.83	0.22	104	15	0.63
Feb	30.43	1.69	1.25	0.21	5.12	0.55	44	31	28.33
Average $\pm$ S.E.*	24.16	5.97	1.34	0.34	6.26	0.64	107	19	22.25

\*Standard error.

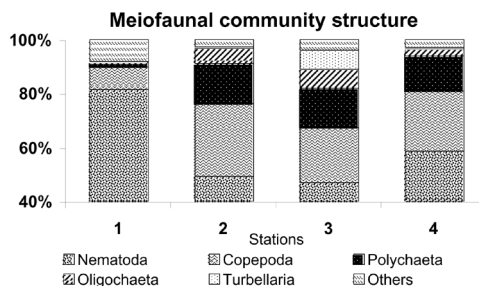


FIGURE 5 Meiofaunal community structure in the sediment of the Stagnone of Marsala.

Bacterial biomass ranged from  $0.01 \pm 0.00$  (in June at station 1) to  $7.04 \pm 0.14 \text{ mg C g}^{-1}$  sediment DW (in November at station 2). Station 3 showed, on annual average, the highest bacterial biomass ( $1.79 \pm 0.32 \text{ mg C g}^{-1}$  sediment DW), while the lowest value was at station 1 ( $0.06 \pm 0.02 \text{ mg C g}^{-1}$  sediment DW). The FDC showed similar values in all sampled stations, ranging, on annual average, from  $5.47 \pm 3.46\%$  to  $6.60 \pm 0.51\%$  (at stations 3 and 1, respectively).

### 3.3 Meiofauna

Data on meiofaunal abundance, integrated to 10 cm depth, are reported in Table I. Meiofaunal density was extremely low, ranging from  $11 \pm 10$  to  $397 \pm 30 \text{ ind. } 10 \text{ cm}^{-2}$  (July, station 2) ( $11 \pm 10 \text{ ind. } 10 \text{ cm}^{-2}$  (February, station 1)). The highest mean meiofaunal abundance was observed at station 3 ( $133 \pm 21 \text{ ind. } 10 \text{ cm}^{-2}$ ) and the lowest at station 2 ( $97 \pm 23 \text{ ind. } 10 \text{ cm}^{-2}$ ). Nematodes represented the dominant taxon accounting, on annual average, for 81.4% at station 1, 49.1% at station 2, 46.7% at station 3 and 58.6% at station 4, of total meiofaunal density (Fig. 5). The second most abundant taxon was the harpacticoid copepods, representing from 18% to 27% of total meiofauna (at station 1 and 2, respectively) (Fig. 5). Polychaetes, the third most important taxon, generally accounted for only a small fraction in all stations, (2% station 1, 15% stations 2 and 3, 13% station 4) of the total density. All the other meiobenthic taxa accounted for a small percentage of the total meiofaunal density (Fig. 5).

## 4 DISCUSSION

Chlorophyll-*a* and CPE concentrations registered in the sediments of the Stagnone of Marsala were very low compared to other enclosed basins or Mediterranean coastal lagoons, suggesting a relatively low input of fresh primary organic matter from micro-algae. These values are comparable to those reported in oligotrophic environments (Plante *et al.*, 1986; Fabiano *et al.*, 1995; Albertelli *et al.*, 1999). Higher concentrations were recorded at the end of summer and in autumn, in relation to the seasonal cycle of the marine phanerogams present in the area (*P. oceanica* and *Cymodocea nodosa*). In this period, in fact, takes place a massive release of vascular-plant detritus in the sediments due to the detachment of the sea-grass leaves (Danovaro, 1996; Scilipoti, 1998). Since the composition of marine phanerogams and epiphytes is highly refractory (Lawrence *et al.*, 1989), the phyto-detritus accumulated in the sediments of Stagnone of Marsala may not be directly utilisable by benthic consumers (Pusceddu *et al.*, 1997). Therefore, despite a large input of organic matter, (TOM concentration, except at station 1, is higher than values found in other coastal lagoons;



Le Guellec and Bodin, 1992), only a very small fraction is directly available to consumers (Kenworthy and Thayer, 1984). The available fraction of organic carbon, represented, on average and at all stations, only the 24% of total sedimentary organic matter. Besides, analyses of the biochemical composition of sedimentary organic matter provided evidence of low nutritional value (Pusceddu *et al.*, 1996), due to the dominance of carbohydrates (from 24% to 74%, on annual average) and a low protein fraction (from 17% to 42%, on annual average) at all sampled stations. As a result, despite the high standing stock of organic carbon, soluble protein (used as a measure of the readily digestible fraction) may be a limiting factor for microbial metabolism (Danovaro, 1996).

Bacterial density and biomass recorded in the sediments of Stagnone of Marsala were considerably higher than those found in other coastal areas (Albertelli *et al.*, 1999; La Rosa *et al.*, 2001). The distribution of benthic bacteria, especially in oligotrophic areas, varies in response to the food quality (Deming and Yager, 1992).

Benthic bacterial biomass accounted for a significant fraction (10%, on average) of the sedimentary biopolymeric carbon, suggesting that a strong microbial loop dominates the sedimentary compartment in the Stagnone of Marsala.

Meiofaunal density was very low when compared to values reported for coastal and lagoon areas characterized by high organic loads (Dinet *et al.*, 1990; Le Guellec and Bodin, 1992; Guelorget *et al.*, 1994). This apparently would suggest that the large amount of organic matter accumulated in the Stagnone of Marsala sediment is not able to support high meiofaunal densities, due to its origin, biochemical composition and low nutritional value. In this study, the presence of marine phanerogams in the south basin, reducing the hydrodynamical regime, induces a massive accumulation of organic matter in the sediments, producing anoxic or suboxic conditions, unfavourable for a major part of meiofaunal taxa (Frid and Mercer, 1989; Weston, 1990; Mazzola *et al.*, 1999; Mirto *et al.*, 1999; 2002), except for thiobios biota (Powell *et al.*, 1983; Meyers *et al.*, 1988). Moreover, anoxic conditions are more evident in depth sediments, so that meiobenthic organisms colonize only the superficial layer of the sediment, where they are subject to disturbance effects (*i.e.* predation or sediment resuspension; Giere, 1973; Reise, 1987). The dominance of nematodes, especially at station 1 (90% of the total meiofaunal density), could be related to their capacity to colonize deeper (suboxic) sediment layers, where resuspension effects are less evident. The relevance of copepods at stations 2 and 3 is related to elevated microphytobenthos (as Chl-*a* biomass), probably utilised as primary food source.

Previous studies demonstrated that the accumulation of large amounts of organic matter in the sediment induces long-term changes in the structure of the benthic assemblages, increasing the relative importance of the smaller components (*i.e.* bacteria) of the benthic food web (Danovaro *et al.*, 1999; La Rosa *et al.*, 2001).

An approach for identifying the effect of organic accumulation on the benthic communities structure and functioning is based on the analysis of changes in the relative importance of the microbial versus metazoan components (Danovaro *et al.*, 1999; Danovaro, 2000). The ecological background of such an approach is that in highly enriched environments, microbial components tend to increase their dominance, whereas metazoans (such as the highly sensitive meiofauna) are reduced (Koop and Griffiths, 1982), so that the ratio of the bacteria to meiofaunal biomass (as an example) is much higher in sediments displaying organic matter enrichment. Ratio of benthic microbial biomass (BBM) to total meiofaunal biomass (TMB) can provide information on the energy transfer pathways in the benthic food webs. The high values of BBM/TMB ratio clearly indicate that the benthic community is strongly dominated by microbial components and a large part of bacterial biomass is not converted into meiobenthic biomass. The high values of BBM/TMB ratio are determined, also, by the ability of bacteria to exploit refractory compounds (Hansen and Blackburn, 1992). So, bacteria in the sediments of the Stagnone of Marsala play a primary role as a trophic reservoir

converting refractory compound into available food (*i.e.* bacterial biomass). However, a large part of organic carbon, even though converted into microbial biomass, is not channelled towards higher trophic levels, due to the lack of consumers (*i.e.* meiofaunal taxa) determined by restrictive conditions of lagoon sediments.

### Acknowledgements

This work was supported by a grant of the Ministero dell'Università e Ricerca Scientifica e Tecnologica and Ministero per le Politiche Agricole e Forestali, Italy.

### References

- Albertelli, G., Covazzi, A., Danovaro, R., Fabiano, M., Frascchetti, S. and Pusceddu, A. (1999). Differential responses of bacteria, meiofauna and macrofauna in a shelf area (Ligurian Sea, NW Mediterranean): role of food availability. *Journal of Sea Research*, **42**, 11–26.
- Bak, R. P. M. and Nieuwland, G. (1989). Seasonal fluctuations in benthic protozoan populations at different depths in marine sediments. *Netherlands Journal of Sea Research*, **24**, 37–44.
- Bligh, E. G. and Dyer, W. (1959). A rapid method for total lipid extraction and purification. *Canadian Journal of Biochemistry and Physiology*, **37**, 911–917.
- Buchanan, J. B. and Kain, J. M. (1971). Measurement of the physical and chemical environment. In Holme, A. and McIntyre, A. D. (eds.), *Methods for the study of marine benthos*, IBP handbook 16. Blackwell, Oxford, pp. 30–58.
- Danovaro, R. (1993). Analisi della dinamica e della struttura trofica di comunità meiobentoniche in relazione al contenuto ed alla composizione della sostanza organica particellata (Mar Ligure). *PhD thesis*, University of Pisa, Pisa.
- Danovaro, R. (2000). Benthic microbial loop and meiofaunal response to oil induced disturbance in coastal sediments: a review. *International Journal of Environmental Pollution*, **13**, 1–13.
- Danovaro, R. (1996). Detritus-bacteria-meiofauna interactions in a seagrass bed (*Posidonia oceanica*) of the NW Mediterranean. *Marine Biology*, **127**, 1–13.
- Danovaro, R., Fabiano, M. and Boyer, M. (1994). Seasonal changes of benthic bacteria in a seagrass (*Posidonia oceanica*) bed in relation to the origin, composition and fate of the sediment organic matter. *Marine Biology*, **119**, 489–500.
- Danovaro, R., Pusceddu, A., Covazzi, A., Marrale, D., Dell'Anno, A., Petrillo, M., Albertelli, G. and Della Croce, N. (1999). Community experiment using benthic chambers. Microbial and meiofaunal community structure in highly organic enriched sediments. *Chemistry and Ecology*, **16**, 7–30.
- Deming, J. and Yager, P. L. (1992). Natural bacterial assemblages in deep-sea sediments: towards a global view. In Rowe, G. T. and Pariente, V. (eds.), *Deep-sea food chains and the global carbon cycle*. Kluwer, Dordrecht, pp. 11–28.
- Deming, J. W. and Barross, J. A. (1993). The early diagenesis of organic matter: bacterial activity. In Engel, M. and Macko, S. (eds.), *Organic geochemistry, Vol. 6, Topic in geobiology*. Plenum Press, New York, pp. 119–144.
- Dinet, A., Sornin, J. M., Sabliere, A., Delmas, D. and Feuillet-Girard, M. (1990). Influence de la biodeposition de bivalves filtreurs sur les peuplements meiobenthiques d'un marais maritime. *Cahiers de Biologie Marine*, **31**, 307–322.
- Epstein, S. S. and Rossel, J. (1995). Enumeration of sandy sediment bacteria: search of optimal protocol. *Marine Ecology Progress Series*, **117**, 289–298.
- Fabiano, M. and Danovaro, R. (1994). Composition of organic matter in sediments facing a river estuary (Tyrrhenian Sea): relationships with bacteria and microphytobenthic biomass. *Hydrobiologia*, **277**, 71–84.
- Fabiano, M., Danovaro, R. and Frascchetti, S. (1995). Temporal trend analysis of the elemental and biochemical composition of the sediment organic matter in subtidal sandy sediments of the Ligurian Sea (NW Mediterranean): a three year study. *Continental Shelf Research*, **15**, 1453–1469.
- Fichez, R. (1991). Suspended particulate organic matter in a submarine cave. *Marine Biology*, **108**, 167–174.
- Frid, C. L. J. and Mercer, T. S. (1989). Environmental monitoring of caged fish farming in macrotidal environments. *Marine Pollution Bulletin*, **20**, 289–298.
- Fry, J. C. (1990). Direct methods and biomass estimation. *Methods in Microbiology*, **22**, 41–85.
- Gerchacov, S. M. and Hatcher, P. G. (1972). Improved technique for analysis of carbohydrates in sediments. *Limnology Oceanography*, **17**, 938–943.
- Giere, O. (1973). Oxygen in the marine hygrosummal and the vertical microdistribution of oligochaetes. *Marine Biology*, **21**, 180–189.
- Guelorget, O., Perthuisot, J. P., Lamy, N. and Lefebvre, A. (1994). Structure et organisation de l'tang de thau d'après la fauna benthique (macrofaune, méiofaune). Relations avec le confinement. *Oceanologica Acta*, **17**, 105–114.
- Hansen, L. S. and Blackburn, T. H. (1992). Effect of algal bloom deposition on sediment respiration and fluxes. *Marine Biology*, **112**, 147–152.
- Hartree, E. F. (1972). Determination of proteins: a modification of the Lowry method that gives a linear photometric response. *Analytical Biochemistry*, **48**, 422–427.

- Heip, C., Vincx, M. and Vranken, G. (1985). The ecology of marine nematodes. *Oceanography and Marine Biology Annual Review*, **23**, 399–489.
- Hondeveld, B. J. M., Nieuwland, G., Van Duyl, F. C. and Bak, R. P. M. (1994). Temporal and spatial variation in heterotrophic nanoflagellate abundance in North Sea sediments. *Marine Ecology Progress Series*, **109**, 235–243.
- Kemp, P. F. (1988). Bacterivory by benthic ciliates: significance as a carbon source and impact on sediment bacteria. *Marine Ecology Progress Series*, **49**, 163–169.
- Kenworthy, W. J. and Thayer, G. W. (1984). Production and decomposition of the roots and rhizomes of seagrass *Zostera marina* and *Thalassia testudinum*, in temperate and subtropical marine ecosystems. *Bulletin of Marine Science*, **35**, 364–379.
- Koop, K. and Griffiths, C. L. (1982). The relative significance of bacteria, meio- and macrofauna on an exposed sandy beach. *Marine Biology*, **66**, 295–300.
- La Rosa, T., Mirto, S., Mazzola, A. and Danovaro, R. (2001). Differential responses of benthic microbes and meiofauna to fish-farm disturbance in coastal sediments. *Environmental Pollution*, **112**, 427–434.
- Lawrence, J. M., Boudouresque, F. and Maggiore, F. (1989). Proximate constituents, biomass and energy in *Posidonia oceanica* (Potamogetonaceae). *Marine Ecology P.S.Z.N.*, **10**, 263–270.
- Le Guellec, C. and Bodin, P. (1992). Meiobenthos of the Bay of Saint-Brieuc (North Brittany, France). I: quantitative distribution in subtidal and intertidal zones. *Oceanologica Acta*, **15**, 661–671.
- Lorenzen, C. J. and Jeffrey, S. W. (1980). Determination of chlorophyll and phaeopigments by spectrophotometric equations. *Limnology and Oceanography*, **12**, 343–346.
- Marsh, J. B. and Weinstein, W. J. (1996). A simple charring method for determination of lipids. *Journal of Lipid Research*, **7**, 574–576.
- Mayer, L. M. (1989). The nature and determination of non-living sedimentary organic matter as food source for deposit-feeders. In Lopez, G., Tagon, G. and Levinton, J. (eds.), *Ecology of marine deposit-feeders, lecture notes on coastal and estuarine studies*. Springer, New York, pp. 98–113.
- Mazzola, A., Mirto, S. and Danovaro, R. (1999). Initial fish-farm impact on meiofaunal assemblages in coastal sediments of the western Mediterranean. *Marine Pollution Bulletin*, **38**, 1126–1133.
- Meyers, M. B., Powell, E. N., Fossing, H. (1988). Movement of oxybiotic and thiobiotic meiofauna in response to changes in pore-water oxygen and sulfide gradients around macroinfaunal tubes. *Marine Biology*, **98**, 395–414.
- Mirto, S., Fabiano, M., Danovaro, R., Manganaro, A. and Mazzola, A. (1999). Use of meiofauna for detecting fish farming disturbance in coastal sediments: preliminary results. *Biologia Marina Mediterranea*, **6**, 331–334.
- Mirto, S., La Rosa, T., Gambi, C., Danovaro, R. and Mazzola, A. (2002). Nematode community response to fish-farm impact in the western Mediterranean. *Environmental Pollution*, **116**, 203–214.
- Montagna, P. A., Coull, C. B., Herring, T. L. and Dudley, B. W. (1983). The relationship between abundances of Meiofauna and their suspected microbial food (Diatoms and Bacteria). *Estuarine Coastal and Shelf Science*, **17**, 381–394.
- Newell, R. C. (1982). The energetics of detritus utilisation in coastal lagoons and nearshore waters. *Oceanologica Acta, Proceedings of International Symposium on Coastal Lagoons*, pp. 355–377.
- Newell, S. Y. and Christian, R. R. (1981). Frequency of dividing cells as an estimator of bacterial productivity. *Applied and Environmental Microbiology*, **42**, 23–31.
- Parker, J. G. (1983). A comparison of methods used for the measurement of organic matter in marine sediment. *Chemistry and Ecology*, **1**, 201–210.
- Plante, R., Plante-Cuny, M. R. and Reys, J. P. (1986). Photosynthetic pigments of sandy sediments on the north Mediterranean coast: their spatial distribution and its effects on sampling strategies. *Marine Ecology Progress Series*, **34**, 133–141.
- Plante-Cuny, M. R. (1974). Evaluation par spectrophotométrie des teneurs en chlorophylle-a fonctionnelle et en phaeopigments des substrates meubles marins. *O.R.S.T.O.M. Nosy-Bé*, 45 pp.
- Powell, E. N., Bright, T. J., Woods, A. and Gittins, S. (1983). Meiofauna and the thalassiosira in the East Flower Garden brine seep. *Marine Biology*, **73**, 269–283.
- Pusccheddu, A., Serra, E., Sanna, O. and Fabiano, M. (1996). Seasonal fluctuations in the nutritional value of particulate organic matter in a lagoon. *Chemistry and Ecology*, **13**, 21–37.
- Pusccheddu, A., Sará, G., Mazzola, A. and Fabiano, M. (1997). Relationships between suspended and sediment organic matter in a semi-enclosed marine system: the Stagnone of Marsala sound (Western Sicily). *Water, Air and Soil Pollution*, **99**, 343–352.
- Pusccheddu, A., Sará, G., Armeni, M., Fabiano, M. and Mazzola, A. (1999). Seasonal and spatial changes in the sediment organic matter of a semi-enclosed marine system (W-Mediterranean Sea). *Hydrobiologia*, **397**, 59–70.
- Reise, K. (1987). Spatial niches and long-term performance in meiobenthic plathelminthes of an intertidal lugworm flat. *Marine Ecology Progress Series*, **38**, 1–11.
- Rudnick, D. T., Elmegren, R. and Frithsen, J. B. (1985). Meiofaunal prominence and benthic seasonality in a coastal marine ecosystem. *Oecologia*, **67**, 157–168.
- Scilipoti, D. (1998). Studio della comunità ittica residente all'interno dello stagnone di Marsala (Sicilia occidentale): distribuzione delle specie e ripartizione delle risorse in dipendenza di habitat a diversa complessità strutturale. *Ph.D. thesis*, University of Messina, 256 pp.
- Weston, D. P. (1990). Quantitative examination of macrobenthic community changes along an organic enrichment gradient. *Marine Ecology Progress Series*, **61**, 233–244.